

Clarion

Permanently tensioned screen for perfect picture quality.

Improve your image—with a CLARION projection screen. How? The viewing surface is *perfectly flat*. And a perfectly flat viewing surface means *perfect picture quality*. The CLARION's viewing surface is stretched tightly over a self-concealing aluminum frame, which also forms an attractive border, for a clean, theatre-like appearance. With a choice of M1300, M2500, glass beaded, or AT1200 acoustically transparent viewing surfaces, CLARION offers the surface that's perfect for your projector.

You won't find a better image. You design the system: permanent wall mount or tilting; viewing surface; frame finish; format and size. Custom sizes available. Wall-mounting brackets included.


Choose a frame finish. Black aluminum is standard. The standard black frame may be covered with velvety black VEL-TEX, which virtually eliminates all reflections on the frame. Laminates are available in 4 standard finishes (see below) as well as custom finishes. Hardwoods are available in 5 standard finishes (see below). Hardwoods and laminates are permanently attached to the structural aluminum frame.



Black Aluminum White Aluminum Black Vel-Tex




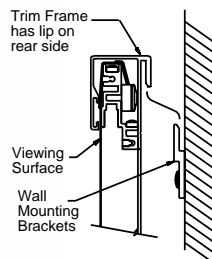

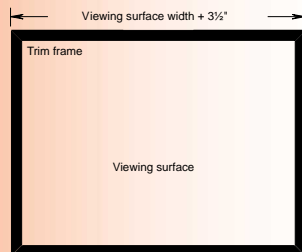
Burgundy Laminate Dove Grey Laminate Beige Laminate Black Laminate



Light Oak Medium Oak Dark Oak Walnut Mahogany

Colors shown are reproduced as accurately as possible within the limitations of the printing process.

Wall Mounted Clarion



	Viewing Area H x W	Overall Size H x W	Shipping Wt. K.D.*	Glass Beaded		
				M1300	M2500	AT1200
AV Format	50" x 50"	53 1/2" x 53 1/2"	34			
	60" x 60"	63 1/2" x 63 1/2"	42			
	70" x 70"	73 1/2" x 73 1/2"	41			
	84" x 84"	87 1/2" x 87 1/2"	58			
	8' x 8'	99 1/2" x 99 1/2"	66			
	9' x 9'	111 1/2" x 111 1/2"	74			
	10' x 10'	123 1/2" x 123 1/2"	82			
Nominal Diagonal	Viewing Area H x W	Overall Size H x W	Shipping Wt. K.D.*			
NTSC Format (3:4)						
6'	43" x 57"	46 1/2" x 60 1/2"	38			
6 1/2'	47" x 63"	50 1/2" x 66 1/2"	40			
7'	50" x 67"	53 1/2" x 70 1/2"	41			
7 1/2'	54" x 72"	57 1/2" x 75 1/2"	45			
100"	60" x 80"	63 1/2" x 83 1/2"	50			
10'	70" x 94"	73 1/2" x 97 1/2"	58			
10'	72" x 96"	75 1/2" x 99 1/2"	58			
150"	90" x 120"	93 1/2" x 123 1/2"	75			
15'	108" x 144"	111 1/2" x 147 1/2"	83			
HDTV Format (9:16)						
92"	45" x 80"	48 1/2" x 83 1/2"	44			
106"	52" x 92"	55 1/2" x 95 1/2"	51			
133"	65" x 116"	68 1/2" x 119 1/2"	64			
161"	80" x 140"	83 1/2" x 143 1/2"	76			
Wide Screen Format (1:1.85)						
8' / 100"	47" x 87"	50 1/2" x 90 1/2"	49			
9'	49 3/4" x 92"	53 3/4" x 95 1/2"	51			
10'	56 1/4" x 104"	59 1/4" x 107 1/2"	60			
11'	62 3/4" x 116"	66 3/4" x 119 1/2"	64			
13' 6"	75 3/4" x 140"	79 3/4" x 143 1/2"	76			

Custom sizes available, up to the maximum size shown for each viewing surface. Viewing surface information on pages 2-3. Clarion, WrapAround Clarion and ShadowBox Clarion with M1300, M2500 and Glass Beaded ship K.D. (knocked-down) with the viewing surface rolled on a core. Clarion with AT1200 ships assembled in a crate.