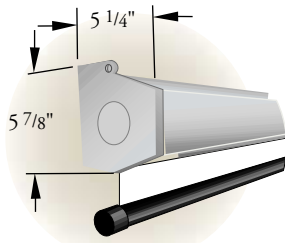


Luma 2

Heavy duty spring roller projection screen.

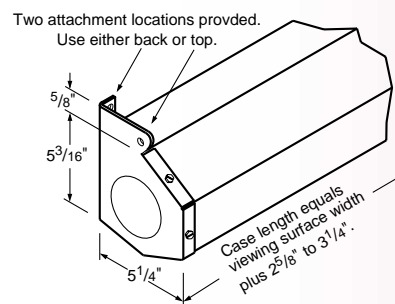


The LUMA 2 is an attractive and practical choice wherever a large spring-roller screen is required. Simple in design and rugged in construction, the LUMA 2 is housed in a steel case finished in dove grey (standard), black, or white, with matching heavy-gauge endcaps. Fiberglass matt white and glass beaded viewing surfaces available. Constructed entirely of heavy gauge components for years of dependable operation.

Optional Equipment

- **Extra Drop**—Up to 12' overall height, either white or black (White is standard in AV format; black for all other formats).
- **Black Masking Borders**—Available on AV format screens: 1/2" wide in sizes through 70" x 70"; 2" wide in larger sizes. All other format screens have black borders to frame image on all four sides.
- **Projected Mounting Brackets**—6" (for all sizes) and 12" fixed, and 16"-25" adjustable (for sizes through 8' wide), provide clearance for wall-mounted equipment below screen.

- **Optional Floor Stand for Luma 2/R**—Adjustable stand of heavy gauge steel and anodized aluminum. Supports LUMA 2/R in an inverted position at floor level. Telescoping upright holds top of viewing surface when extended (maximum of 12'). Assembles easily without tools. No component longer than 6'. Weighs 25 lbs. Specify LUMA 2/R when ordering screen for use with FLOOR STAND.



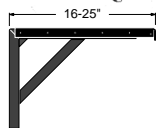
Size H x W	Shipping Wt. (lbs.)	Nominal Diagonal	Viewing Area	Overall Size	Shipping Wt. (lbs.)
<i>Audio Visual Format</i>		<i>NTSC Format (3:4)</i>			
50" x 50"	25	100"	60" x 80"	64" x 83 1/2"	39
60" x 60"	30	10'	69" x 92"	73" x 96"	47
70" x 70"	35	11'	78" x 104"	83" x 108"	50
84" x 84"	42	150"	87" x 116"	92" x 120"	61
6' x 8'	46	15'	105" x 140"	109" x 144"	84
8' x 8'	47	<i>HDTV Format (9:16)</i>			
7' x 9'	48	92"	45" x 80"	49" x 83 1/2"	38
9' x 9'	50	106"	52" x 92"	56" x 96"	46
8' x 10'	55	133"	65" x 116"	69" x 120"	59
10' x 10'	63	161"	79" x 140"	84" x 144"	80
9' x 12'	84	<i>WideScreen Format (1:1.85)</i>			
12' x 12'	85	8'/100"	47" x 87"	51" x 90"	42
		9'	50" x 92"	54" x 96"	46
		10'	56" x 104"	60" x 108"	49
		11'	63" x 116"	67" x 120"	60
		13'6"	76" x 140"	80" x 144"	79

Mounting Accessories for Manual Screens



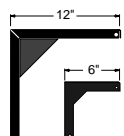
T-Bar Twist Clips

Mount screens directly to T-irons supporting suspended ceilings—without tools. For LUMA through 70" x 70".



16-25" Adjustable Brackets

Heavy gauge angle steel brackets with black or white epoxy powdercoat finish. Adjustable from 16" to 25" extension. LUMA 2 limited to up to 8' wide.



Non-Adjustable Brackets

Heavy gauge angle steel with choice of black or white epoxy powdercoat finish. Available in 6" and 12" extension. LUMA 2 limited on 12" to up to 8' wide.

Case Colors



Dove grey (left and center) is Draper's standard case color for Luma, Luma Elite, and Luma 2. Black and white case finishes are available at no extra charge. Luma style case shown.